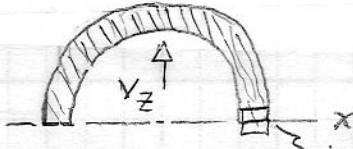
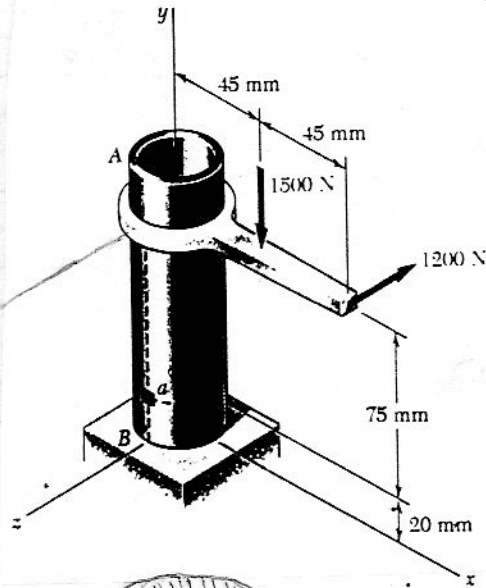


Problem 8.39

8.39 Two forces are applied to the pipe AB as shown. Knowing that the pipe has inner and outer diameters equal to 35 and 42 mm, respectively, determine the normal and shearing stresses at (a) point a, (b) point b.



$$Q = \frac{2}{3} (r_o^3 - r_i^3) = 2.601 \times 10^{-3} \text{ mm}^3$$

a) Point a:

$$\sigma = -\frac{N}{A} + \frac{M_x r_o}{I}$$

$$\sigma = -\frac{1500}{423.3 \times 10^{-6}} + \frac{90(0.021)}{79.08 \times 10^{-9}}$$

$$\sigma = 20.4 \text{ MPa}$$

$$\tau = +\frac{T r_o}{J} = \frac{108(0.021)}{158.17 \times 10^{-9}}$$

$$\tau = 14.34 \text{ MPa}$$

b) Point b:

$$\sigma = -\frac{N}{A} - \frac{M_z r_o}{I} = -\frac{1500}{423.3 \times 10^{-6}} - \frac{67.5(0.021)}{79.08 \times 10^{-9}}$$

$$\sigma = -21.5 \text{ MPa}$$

$$\tau = \frac{T c}{J} + \frac{V_z Q}{I(zt)} = \frac{108(0.021)}{158.17 \times 10^{-9}} + \frac{1200(2.601 \times 10^{-6})}{(79.08 \times 10^{-9})(0.007)}$$

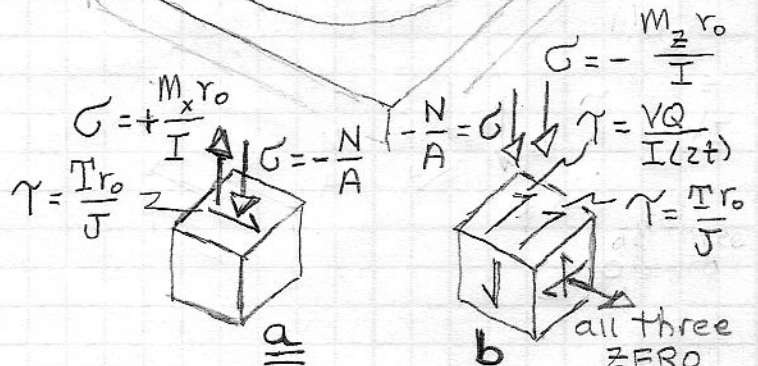
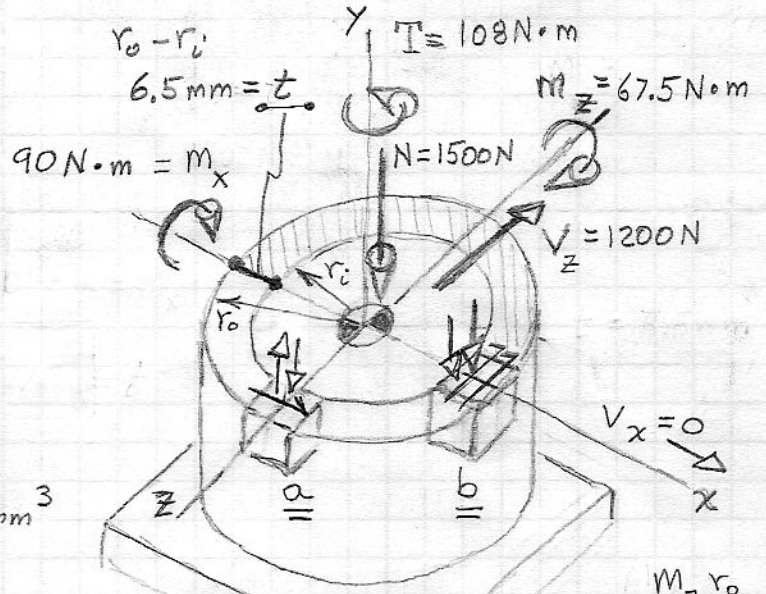
$$\tau = 19.98 \text{ MPa}$$

$$r_o = \frac{d_o}{2} = 21 \text{ mm}, \quad r_i = \frac{d_i}{2} = 17.5 \text{ mm}$$

$$A = \pi (r_o^2 - r_i^2) = 423.3 \text{ mm}^2 = 423.33 \times 10^{-6} \text{ m}^2$$

$$J = \frac{\pi}{2} (r_o^4 - r_i^4) = 158.17 \times 10^{-9} \text{ mm}^4 = 158.17 \times 10^{-9} \text{ m}^4$$

$$I = J/2 = 79.08 \times 10^{-9} \text{ mm}^4 = 79.08 \times 10^{-9} \text{ m}^4$$



all three
ZERO
"exposed
stress free
surface"